

INOGENI

BETTER MEETINGS
START HERE



FOR
BY **P R O S**

TWO CAMERAS SPEAK BETTER THAN ONE. IMPROVE MEETINGS AND WEBCASTS. SIMPLE!

The purpose of any webcast is to send or exchange information in a way that the audience will find interesting and memorable. Inogeni products are so simple to use that the room does not need an operator. When the presenter can be spontaneous in their use of different sources and display two images at the same time, the presentation is better.

Inogeni SHARE2U and SHARE2 are easy to operate, reliable, compact and robust. They simultaneously capture 2 video sources into a single stream over USB with audio from your HDMI/DVI/VGA or CVBS sources to your PC. They optimize signals for recording, video conferencing, lecture capture and streaming applications. No driver installation.

They are both compatible with Windows, OSX, Linux operating systems and is UVC-compliant so will work with all DirectShow/V4L2 and AVFoundation compatible software.

Use them with all apps such as Skype, Zoom, Webex, GoToMeeting, Hangout, etc. and requires no driver installation.

SHARE REMOTE

SHARE REMOTE FEATURES

- Enables control of the mixer configuration
- RS-232 control over one single RJ-45 cable
- Can be powered by the USB 2.0 port
- Easy control with push buttons
- Reduces hardware control complexity

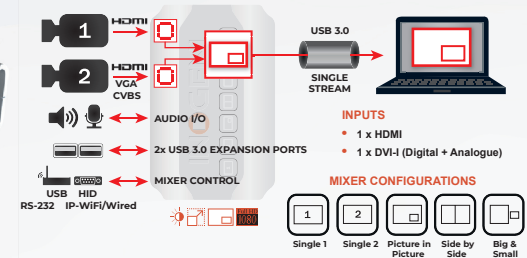
SHARE2U & SHARE2 CONTROL OPTIONS

- Easy control with push buttons
- Inogeni SHARE REMOTE
- Use Inogeni control software
- LAN/RS-232
- Crestron



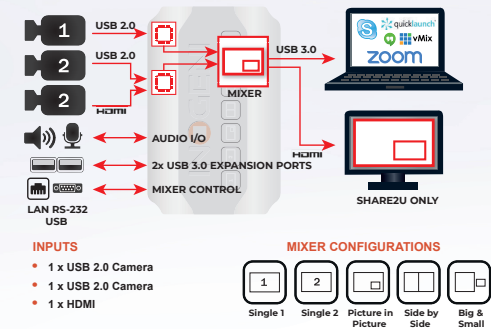
SHARE2

The unit features a HDMI and a DVI-I input, stereo audio input, stereo audio output, internal USB 3.0 hub with 2x USB ports for expansion purposes and a USB host connector. It supports SD/HDTV video formats up to 1080p60 and most computer graphic formats. SHARE2 comes with a USB 3.0 cable, DVI to VGA and DVI to HDMI adapters.



SHARE2U

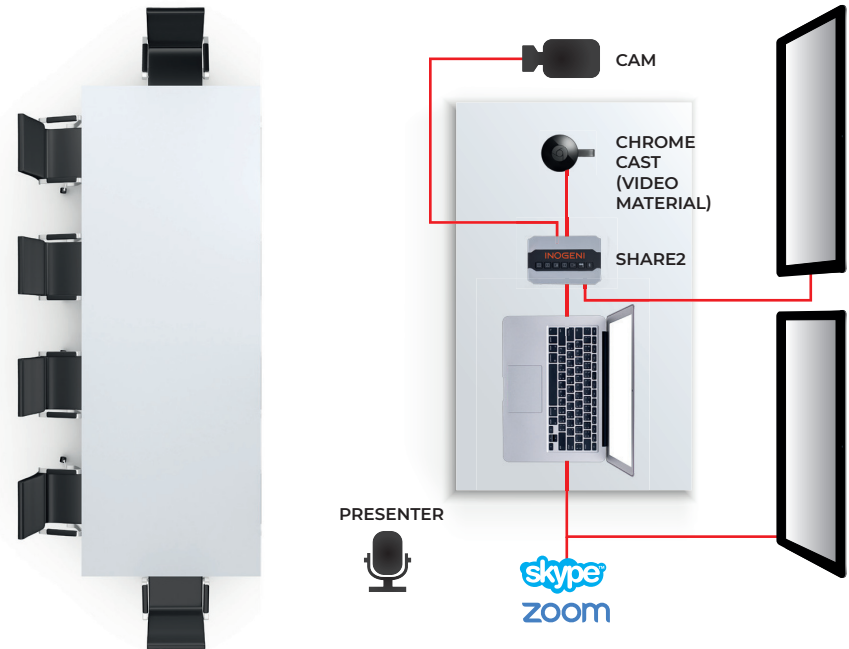
This unit has similar functionalities as SHARE2, but accepts inputs from USB 2.0 cameras and HDMI sources. It also provides a HDMI output for preview of the mixer output. A great tool for rich dynamic, online presentation.



SHARE2 AND CAM SELECTOR USE CASES

APPLICATION 1 MEETING ROOM

This is a generic room with cameras mounted at the front. The purpose of the room is to support a live, interactive webcast of the nine meeting members, the meeting leader and a remote site. The people they are speaking with appear on a large screen. This could also be a one way webcast more like a news report in which case you would only require one large screen to serve as a monitor. Using a CAM Selector300 you could include a 3rd camera in the rear of the room directed on the meeting leader/moderator.



MATERIAL TO BE COMMUNICATED

Each of the people will have information to offer so their faces must be seen and their voices heard. The meeting leader/moderator will operate the video player or computer and the Inogeni SHARE2.

SHARE CONTROL

The meeting leader can control the SHARE2 from the buttons on the top or with an Inogeni remote control. SHARE2 may also be controlled via Ethernet, serial control or by Crestron/AMX. Ask Inogeni about Crestron modules.

VIDEO SOURCES

In addition to the two PTZ cameras mounted in the front of the room there is one more source – a computer with several

PowerPoint programs and some non DCHP movies that have been transferred to the hard drive. An Inogeni CAM Selector would allow the meeting leader/moderator to select between the video player, PC and one of the two cameras. If you use a CAM selector you could include a 3rd camera at the back of the room. Because the cameras are in the front of the room, it is convenient to mount the Inogeni SHARE in the front and have short cable runs.

AUDIO SOURCES

Each meeting members is important and each needs to be heard along with the meeting leader. And there is audio coming from the computer. Several third party solutions are available for

handling multiple microphones or microphone arrays. If the output is analog, it can be connected to the SHARE audio input. If the audio device has a USB output, it can be connected to the SHARE USB expansion ports.

VIDEO CABLES

You may need to run longer than normal cables to the rear to the SHARE2U.


Cable Length Specifications:

- USB 3.0 specification is 3 m/9.84 ft.
- USB 2.0 specification is 5 m/16.4 ft.
- Anything longer will need an active extender.



APPLICATION 2 LECTURE ROOM

A small lecture room used by different presenters. Using the HDMI output of the SHARE2U, the video is also shown on the screen. The presentation is webcast and made available for online review. In this case the SHARE2U is also used as an input to a Creston RL-2



MATERIAL TO BE COMMUNICATED

Depending on the presenter and their material, video inputs could include the output of a video player, computer or either of two cameras.

SHARE CONTROL

The meeting leader can control the SHARE2 from the buttons on the top or with an Inogeni remote control. SHARE2 may also be controlled via Ethernet, serial control or by Crestron/AMX. Ask Inogeni about Crestron modules.

VIDEO SOURCES

In addition to the two cameras there is one more source – a computer with several

PowerPoint programs and some non DCHP movies that have been transferred to the hard drive. Upstream of the SHARE2U is an Inogeni CAM 300 Selector allowing a choice between the video player, computer output and one of the cameras. The second input to the SHARE2U is from one of the USB cameras.

AUDIO SOURCES

Several third party solutions are available for handling multiple audio sources including microphones. If the output is analog, it can be connected to the SHARE audio input. If the audio device has a USB output, it can be connected to the SHARE USB expansion ports.

VIDEO CABLES

You may need to run longer than normal cables to the rear to the SHARE2U.

Cable Length

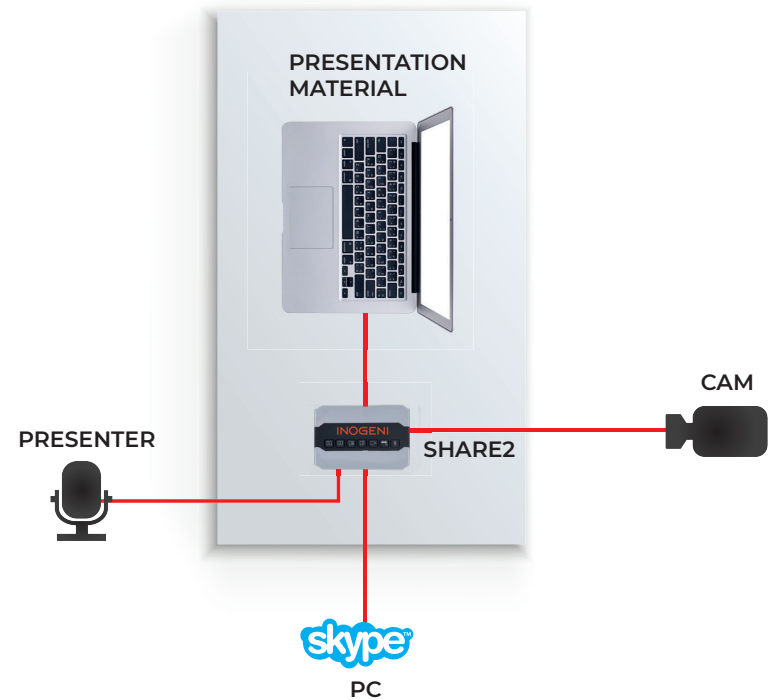
Specifications:

- USB 3.0 specification is 3 m/9.84 ft.
- USB 2.0 specification is 5 m/16.4 ft.
- Anything longer will need an active extender.



APPLICATION 3 LIVE WEBCAST OFFICE

An office used also for one person webcasts. Typical applications include a financial advisor discussing how to grow your money, a subscription website manager talking about efficient website uploads or any other one to many communication. And they can be interactive via phone call in. The presentation is webcast live and made available for online review.



MATERIAL TO BE COMMUNICATED

Everything is stored on the computer. Using the examples above, the financial advisor could show charts and graphs or pictures of suggested investments, the website manager could show example images at different resolutions showing what works best and the police chief could have mug shots, crime scene photos or aerial footage. In this case there are two computers. One is a content source and the other is for webcasting.

SHARE CONTROL

Because the SHARE2 is sitting next to the presenter, Control is

through the buttons on the top although the SHARE2 could be controlled with an Inogeni remote, Ethernet, serial control or by Crestron/AMX. Ask Inogeni about Crestron modules.

VIDEO SOURCES

One camera and one Computer output. The SHARE2U can accept an HDMI output from the computer and a USB output from one camera.

AUDIO SOURCES

Several third party solutions are available for handling multiple audio sources including microphones. If the output is analog, it can be connected to the SHARE audio input. If the audio device


has a USB output, it can be connected to the SHARE USB expansion ports.

VIDEO CABLES

You may need to run longer than normal cables to the rear to the SHARE2U.

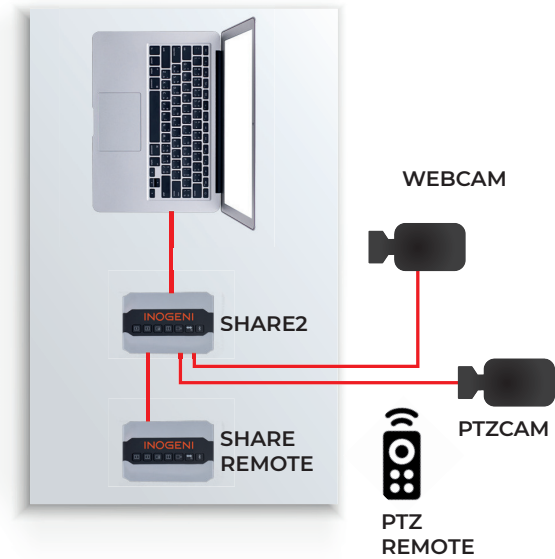
Cable Length Specifications:

- USB 3.0 specification is 3 m/9.84 ft.
- USB 2.0 specification is 5 m/16.4 ft.
- Anything longer will need an active extender.

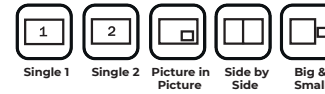


APPLICATION 4 SHARE2U GO KIT

These are the components of a portable webcasting kit that can fit in a laptop case and one carry bag. Typical applications include news reporting and onsite interviews.



MIXER CONFIGURATIONS



MATERIAL TO BE COMMUNICATED

With on location reporting there is little time to set things up and few chances to reshoot.

SHARE CONTROL

Because the SHARE2 is next to the presenter, Control is through the buttons on the top or a SHARE wired remote.

VIDEO SOURCES

Two cameras. One is a webcam and the other a PTZ camera. The

speaker can preview their webcast on the screen of the computer.

AUDIO SOURCES

This kit includes a hand held microphone that will allow the presenter to move around and share the microphone as needed. If the output is analog, it can be connected to the SHARE audio input. If the microphone has a USB output, it can be connected to the SHARE USB expansion ports.


VIDEO CABLES

You may need to run longer than normal cables to the rear to the SHARE2U.

Cable Length Specifications:

- USB 3.0 specification is 3 m/9.84 ft.
- USB 2.0 specification is 5 m/16.4 ft.
- Anything longer will need an active extender.





979, de Bourgogne avenue, suite 530
Québec (Québec) Canada G1W 2L4

418-651-3383 | inogeni.com

INOGENI

FOR
BY **PROS**